



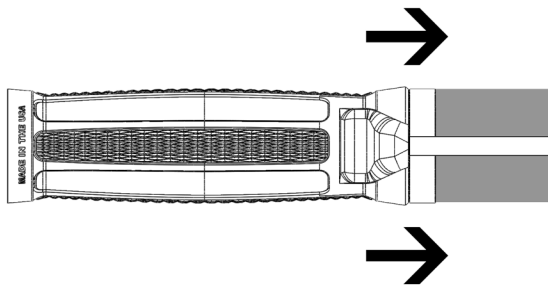
## Instructions for High/Low ATV Clamp-On Heated Grip Kit

Part Numbers: 215049

### Items Required for Installation

- 3mm Allen Wrench
- Drill with a 13/16" Bit

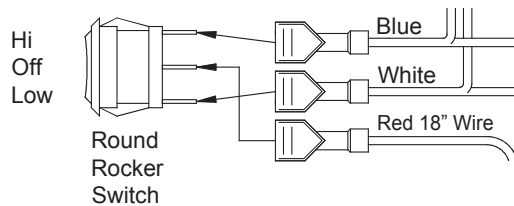
## Grip Installation



1. Remove current grips.
2. Clean off all dirt and residue from each end of the handlebar.
3. Loosen the bolt on each grip and slide onto the handlebar.
4. Position the grips with the wire exits facing the front of the vehicle.
5. Tighten the bolt for each grip using a 3mm Allen wrench, making sure the grips do not spin on each end of the handlebar.

**Note:** If the grips spin on the handlebar, remove each grip and scratch the surface of the handlebar with sandpaper. This creates a better exterior for the grips to adhere.

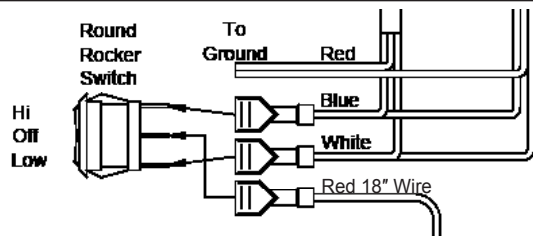
## Switch Installation



1. Disconnect the battery leads, negative first.
2. Drill a 13/16" hole in the chosen location for the switch.
3. Route the grip wires along the handlebar and secure.
4. Attach the female crimp-on connectors to the blue and white wires.
5. Connect the wires to the switch as shown, then clip into the hole.

**Note:** Placing the high/low switch in a vertical orientation is preferred, in order for water to properly drain from inside.

## Electrical Connections



1. Connect the red 18" wire to a 12V keyed-power wire.
  2. Connect the red wires from the grips to a ground wire.
- Note:** Do not ground the electrical system to the vehicle frame.
3. Reconnect the battery leads. With the vehicle and controller on, you should start to feel heat in approximately 5-10 minutes.

## Warranty & Damage

This Heat Demon product has a five year limited warranty.

The warranty does not cover:

- Products worn by use;
- Tampering or misuse of the product, including operation outside of design specifications;
- Damages made to products installed incorrectly, including shorting or pinched wires;
- Damages caused by crashes or natural disasters.

Because Heat Demon does not have any control over the connection and use of the product, or any other related electronics, no liability will be assumed nor accepted for damage resulting from the use of the product. In no case shall liability exceed the product's original cost.



Steering Wheel



Seat Heaters



Grip Heaters

